

HONDA
POWER PRODUCTS

GENERATORS



The background of the advertisement is a silhouette of a construction site at sunset. A large crane is on the left, and three workers are in the foreground. The sky is a gradient of orange and red. The text is overlaid on the right side of the image.

PORTABLE POWER

Powered by our legendary commercial grade GX 4-stroke engine, Honda's innovative generators are designed to be your reliable source of high quality and dependable power. Developed to handle the harshest of environments and the most demanding of professional applications, they take on their tasks with reassuring ease and efficiency. Powerful, practical and easy to transport, it's clear to see why Honda generators are unrivalled.

GENERATORS

Honda's generators for home and commercial use are lightweight, portable and compact. All Honda generators are powered by our advanced 4-stroke engines.

SALES

Our Authorised Dealers not only feature a comprehensive display of Honda products to see and touch, but they know our product range inside-out. Every one follows an extensive Honda training programme with regular refresher courses - so you can trust in their valuable advice and experience to help you choose the product that's just right for your needs.

Service

As well as offering the highest levels of after-sales service, our Authorised Dealers' factory trained technicians perform a full Pre-Delivery Inspection (PDI) on every machine, and are fully equipped to keep your product in peak condition with cost-effective servicing. Of course, you can also be assured that only high quality, genuine Honda parts are used.

Expertise

Our Authorised Dealers are true experts in their field, often with years of first-hand experience under their belt. In fact, their knowledge and experience plays an important role in making sure that our Research and Development team is given feedback from our customers, so we can ensure that new and improved models continue to meet your future needs too.

GENERATOR USAGE

DOMESTIC USE

All domestic appliances are very sensitive to the quality of the electricity, unlike robust professional equipment. So Honda has developed high technology generators that produce good quality voltage and have a super-stable frequency. This allows your equipment to work at its maximum efficiency and ensure a long appliance life time.

Recommended products: Portable, Manoeuvrable High-tech.

LEISURE USE

Quiet, portable and practical. For accessible power wherever and whenever you need it, Honda's cutting-edge technology has created incredibly compact, quiet and fuel efficient products.

Recommended products: Portable.

SEMI-PROFESSIONAL USE

For when you need basic electricity and a reliable product. Typical applications are powering robust industrial equipment and also emergency situations – where reliability is a priority.

Recommended products: Endurance.

















































PROFESSIONAL USE

For those who need the best of the best. With Honda generators, powered by our world-renowned engines, you can expect a quality product. With generators, the quality of electricity can be difficult to gauge: you plug in your power tool, and it works. Professionals not only need a strong and durable generator, but also need to be assured that any appliance they plug in will perform to its maximum and not lose power. In the long-term, low quality electricity can damage and decrease the life-time of your tools.

Recommended products: Endurance High Performance, Endurance High-tech, Manoeuvrable High-tech.

POWER REQUIREMENTS

To determine which Honda generator is best suited to your application, refer to the individual appliance data plate for actual power specifications. See the chart below for a quick reference guide to typical application power ranges – or talk to your local Honda Authorised Dealer who will be happy to help.

	0W	300W	600W	1kW	2kW	3kW	5kW	8kW
LIGHTING		 x10  x40	 x20  x80	 x40  x132	 x60  x264	 x100  x396	 x150  x660	
					 			
DOMESTIC				 				
								
GARDEN								
								
								
TOOLS				 				
								
								
				 				
								

APPLICATION TYPE

To determine which type of generator you need it is important to first identify the 'load' category your appliance falls into. There are three types of load:

RESISTIVE LOADS

Resistive loads are the simplest loads you can connect to a generator. They have a stable power consumption (extra start-up power is not needed). Application performance is also not dependent on the quality of the electricity output, i.e. the voltage waveform or frequency stability.

Examples of resistive loads include:

- **Light bulb**
- **Toaster**
- **Electric heater**

REACTIVE LOADS

Reactive loads contain an electric motor. Performance is highly dependent on the quality of electricity input, i.e. the voltage waveform quality and frequency stability. Poor electricity output generates vibration and therefore low electric motor performance. This means the motor cannot achieve maximum speed or torque, resulting in overheating and can ultimately shorten motor life. In addition, reactive loads require additional power to start, but significantly less power to run once the motor gets going.

Examples of reactive loads include:

- **Power tool**
- **Refrigerator / freezer**
- **Air conditioner**

Items such as saws and drills are 'reactive loads' and while the running load may be small, the starting load can range from between 2x to 5x the running load.

ELECTRONIC LOADS

Electronic loads are from appliances containing electronics that are highly sensitive to the quality of electrical input. These appliances require stable electricity to operate correctly and consistently.

Examples of electronic loads include:

- **Computer**
- **Television**
- **Hi-Fi**

TYPE OF LOAD VS. OUTPUT TECHNOLOGY

The table below shows our recommended output technology ratings for each load type:

Type of load	Condenser	AVR	D-AVR	Inverter
Resistive				
Reactive				
Electronic				



QUALITY OF POWER OUTPUT

Whatever load you are plugging in, a high quality electricity output will enhance the life time of your application. Reactive loads will require very high quality electricity for better performance. Electronic loads could even fail if the electricity quality is not high enough.

To achieve high quality electricity output, you need good regulation of voltage and power.

There are several different technology types available to regulate the voltage and power on a generator, each with different advantages:



CONDENSER / INDUCTIVE

Condenser or inductive generators are the most popular in the industry. The simplicity of technology makes these generators cost effective and reliable. Ideally suited for applications with resistive loads.

AVR



Many Honda generators feature an Automatic Voltage Regulator, or AVR, designed to consistently control voltage.

Power regulation is electronically controlled, which allows for better voltage and frequency stability. The AVR helps keep the output voltage more constant and less dependent on the load. This means less drop in power or power spikes. AVR technology significantly enhances the performance and operating lifetime of reactive load applications.

DIGITAL AVR



Digital Automatic Voltage Regulator (D-AVR) has a significant advantage over the traditional AVR, giving a smoother and more efficient output. This new output technology has several application benefits over AVR, such as minimising flickering lights.

INVERTER

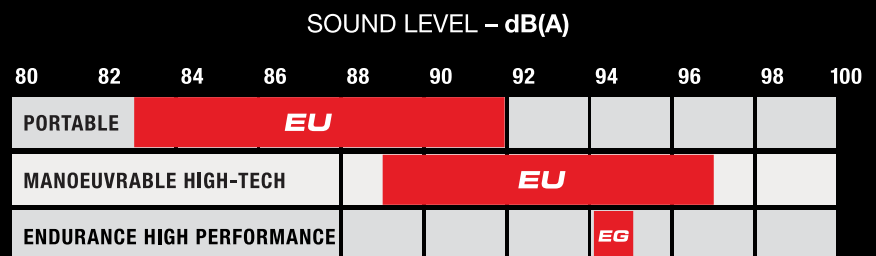


Inverter generators, pioneered by Honda back in 1987, give high quality clean power and are not rpm dependent. The cutting-edge technology allows for an exceptionally compact product, with an alternator almost half the size of more traditional generators. Ideal for powering highly sensitive electronic equipment, such as computers, Inverters provide optimised electricity for reactive loads and electronic loads, ensuring the best application performance and product longevity. Inverter generators offer a number of other benefits, including less noise, lower weight and greater fuel efficiency when compared to traditional models.

SOUND LEVEL

Most generators are labelled with a decibel rating. For every increase of 10 decibels, the sound level is 10x more powerful, but will only sound twice as loud to the ear. For example, a generator that runs at 100 decibels is twice as loud as a generator that runs at 90 decibels. However, Honda generators are renowned for their quiet operation.

The chart below shows comparative decibel noise level ranges for each Honda generator group.



PORTABLE AND COMPACT

Consider how you will be moving and storing the generator. If portability is a major issue, look for:

- Our portable EU10i and EU20i generators
- Our professional portable EU30is and EU65is generators

Honda's clever output technology allows our generators to be made much smaller and lighter, so you can power your products wherever you go.

FUEL EFFICIENCY AND RUN-TIME

Ideally, you should look for a generator that not only offers performance and reliability, but is also fuel efficient and has a long run-time. Honda generators offer several features that meet these needs.

Honda Inverter generators feature our exclusive Eco-Throttle™, which automatically adjusts the engine speed to match the power needed. This allows for maximum fuel efficiency.

Through continued research and development, coupled with Honda's superior technology, our generators produce the best fuel consumption figures on the market. Our EU generators are so fuel efficient they boast incredibly long run times – as much as 20 hours on a single tank of fuel.

MAXIMUM POWER VS. RATED POWER

Generators are often advertised with their maximum power wattage. But you'll also see 'rated power' listed in their specifications. In general, use rated power to determine if a generator will be able to adequately power your applications continuously.

MAXIMUM POWER

The maximum output that a generator can produce over a short period.

RATED POWER

The power that a generator can produce for long periods of time, typically 90% of the maximum power.

TRUE POWER

Honda's generators are unique in that the model name labelling on our products is the actual maximum power output.

HONDA FEATURES AND TECHNOLOGIES

Honda generators have many innovative features and technologies, to maximise performance whatever the environment and application. The following symbols have been carefully considered to help you choose the right generator for your needs. Look for these symbols on the model pages.



OIL ALERT™

Prevents engine damage by automatically shutting the unit down if the oil drops below a safe operating level.



EXTENDED RUN TIME

Model features a larger fuel tank for longer continuous operation.



DC OUTPUT

Provides up to 12A for battery charging (optional cable required).



TRANSPORT WHEELS

Smooth and stable wheel attachments allow a single user to easily manoeuvre the unit.



LIGHTWEIGHT

For superb portability in any situation, with easy transportation and storage.



PARALLEL OPERATION

Parallel operation capability is an additional benefit of Inverter technology. Using Honda Genuine Parallel operation cables, you can link two EU10i, two EU20i, two EU30i, or two EU30is generators together to get as much as double the output of a single unit.



SUPER-QUIET

Noise-reducing casing and acoustic panelling to greatly reduce operational noise.



ELECTRIC START

Key operated electric start for effortless operation.



ECO-THROTTLE™

Automatically adjusts the engine speed to precisely match the load, to save fuel, extend engine life and give quieter operation.



ENHANCED ANTI-VIBRATION

Our 45° inclined rubber engine mounts give superior vibration damping compared to industry-standard straight rubber mounts.

This gives you extra power when you need it, without having to trade up to a larger, heavier generator. Note: you can only parallel link two identical units together.





EU10i



EU20i



AC Frequency (HZ)	50
AC Output Voltage (V)	220
Max AC Output (kVA)	1
Rated AC Output (kVA)	0.9
Fuel Tank Capacity (litre)	2.3
Rated Continues Operating Time (h)	Approx. 8.7-4
L x W x H (mm)	450x240x380
Dry Weight (kg)	13
Starting System	Recoil Starter

AC Frequency (HZ)	50
AC Output Voltage (V)	220
Max AC Output (kVA)	2
Rated AC Output (kVA)	1.6
Fuel Tank Capacity (litre)	4.1
Rated Continues Operating Time (h)	Approx. 10-4
L x W x H (mm)	510x290x425
Dry Weight (kg)	21
Starting System	Recoil Starter

PURE PORTABLE POWER

Compact, lightweight and ultra-quiet, our handy portable range provides super-clean power in the remotest of locations. These highly portable and fuel efficient generators have acoustically insulated casings and also an advanced exhaust muffler system, to reduce operational noise to a comfortable level. Weight is kept to a minimum by using ultra-lightweight materials such as magnesium.

The unique Inverter technology found on our EU models produces the high quality output required by sensitive electronic equipment, such as computers, and reduces the risk of crashes or electrical damage. All our portable models also feature EcoThrottle™, which automatically adjusts the engine speed in line with the load being drawn, giving incredible fuel economy. Additionally, two of the same EX or EU models can be linked together using a parallel cable. This doubles the output over a single unit, meaning the range of uses can be extended even further.



EU30is



AC Frequency (HZ)	50
AC Output Voltage (V)	220
Max AC Output (kVA)	3
Rated AC Output (kVA)	2.8
Fuel Tank Capacity (litre)	13
Rated Continues Operating Time (h)	Approx. 20-7.1
L x W x H (mm)	655x445x555
Dry Weight (kg)	59
Starting System	Recoil Starter/Electric Starter



EU65is



AC Frequency (HZ)	50
AC Output Voltage (V)	220
Max AC Output (kVA)	6.5
Rated AC Output (kVA)	5.5
Fuel Tank Capacity (litre)	17
Rated Continues Operating Time (h)	Approx. 14-5.7
L x W x H (mm)	810x670x690 (handle folded)
Dry Weight (kg)	95
Starting System	Recoil Starter/Electric Starter

EP GENERATORS SOPHISTICATED POWER

Today's sophisticated electronic appliances need an equally sophisticated generator, one with Automatic Voltage Regulation (AVR). AVR ensures you get a smooth delivery of power without spiking, lowering your chances of a blown computer, TV or Hi-Fi. Many appliances already on the market, and those to come, regard AVR generators as a necessity to protect your equipment from power surges. If you run sensitive electronic equipment off a generator, you can't afford not to use a Honda.



EP650



AC Frequency (HZ)	50
AC Output Voltage (V)	220
Max AC Output (kVA)	0.55
Rated AC Output (kVA)	0.5
Fuel Tank Capacity (litre)	4.7
Rated Continues Operating Time (h)	9.7
Sound Power Level (Lwa)	86
L x W x H (mm)	415x310x360
Dry Weight (kg)	22
Starting System	Recoil Starter



EP2500CX



AC Frequency (HZ)	50
AC Output Voltage (V)	220
Max AC Output (kVA)	2.2
Rated AC Output (kVA)	2
Fuel Tank Capacity (litre)	15
Rated Continues Operating Time (h)	13
L x W x H (mm)	590x430x435
Dry Weight (kg)	45
Starting System	Recoil Starter

NEW GENERATION POWER STABILITY

Powered by the latest generation of GX engine, and featuring a Digital Auto Voltage Regulator (D-AVR), our new EG range is designed for the professional user requiring toughness, reliability and performance for the most demanding commercial and rental applications.

With the ability to detect and react instantaneously to fluctuations in output voltage, the D-AVR technology provides cleaner electricity. This gives extra torque and optimal performance in any electrical motor application, with a stable output to run power tools and incandescent lighting without causing flickering.

Housed in a durable tubular frame, the overhead valve (OHV) GX engine produces plentiful power and has excellent fuel efficiency, all whilst reducing emissions and noise without the use of a catalyst. A centralised layout of all controls ensures the EG range of generators are highly versatile but simple to use.



EG5000CX



EG6500CX



AC Frequency (HZ)	50
AC Output Voltage (V)	220
Max AC Output (kVA)	4.5
Rated AC Output (kVA)	4
Fuel Tank Capacity (litre)	24
Rated Continues Operating Time (h)	9.5
Sound Power Level (Lwa)	98
L x W x H (mm)	681x530x571
Dry Weight (kg)	82.5
Starting System	Recoil Starter

AC Frequency (HZ)	50
AC Output Voltage (V)	220
Max AC Output (kVA)	5
Rated AC Output (kVA)	5.5
Fuel Tank Capacity (litre)	24
Rated Continues Operating Time (h)	8.1
Sound Power Level (Lwa)	99
L x W x H (mm)	681x530x571
Dry Weight (kg)	84
Starting System	Recoil Starter



EG6500CXS



AC Frequency (HZ)	50
AC Output Voltage (V)	220
Max AC Output (kVA)	5
Rated AC Output (kVA)	5.5
Fuel Tank Capacity (litre)	24
Rated Continues Operating Time (h)	8.1
Sound Power Level (Lwa)	99
L x W x H (mm)	844x530x571
Dry Weight (kg)	87
Starting System	Recoil Starter/Electric Starter

For more info go to www.honda.co.za, email care@honda.co.za or call 0800 466 321

Honda Motor Southern Africa Ltd. reserves the right to change and modify equipment or specifications at any time without prior notice. The model illustrated in this brochure may show specifications for various markets and not specifically for South Africa. They may include optional equipment and accessories not fitted as standard. Subject to error. For precise information, please contact your Honda Dealership. Honda Motor Southern Africa Ltd. - Not to be reproduced wholly or in part without written permission from Honda Motor Southern Africa Ltd.